



Wound Primary Indoor Current Transformer

Model CTWH4-75-T100

APPLICATION:

Relaying and metering

FREQUENCY:

50-400 Hz.

MAXIMUM SYSTEM VOLTAGE:

9.52 kV, BIL 75 kV

APPROXIMATE WEIGHT:

42 lbs.

CONTINUOUS THERMAL RATING FACTOR:

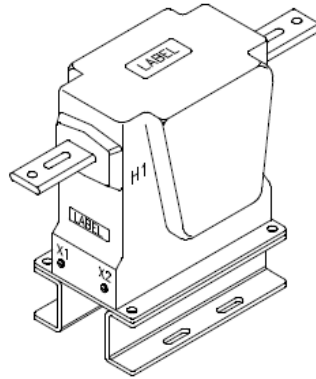
1.50 at 30°C., 1.33 at 55°C.

250:5 and 1000:5

1.10 at 30°C., 0.85 at 55°C.

1,000:5-

1.0 at 30°C., 0.75 at 55°C.



CERTIFICATIONS:



Primary terminals are plated copper bars. See chart next pages for sizes.

Secondary terminals are brass screws No. 10-32 with one flatwasher, lockwasher.

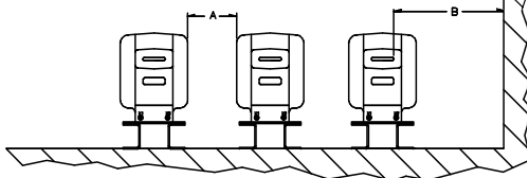
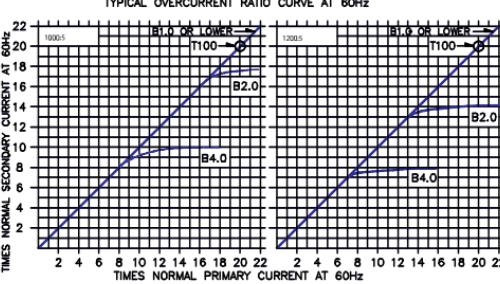
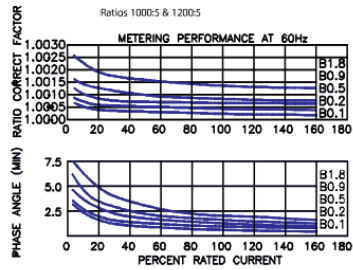
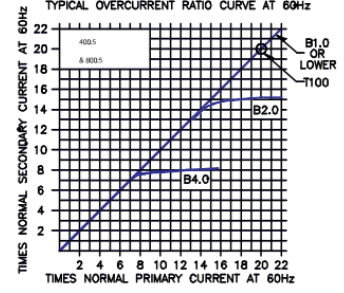
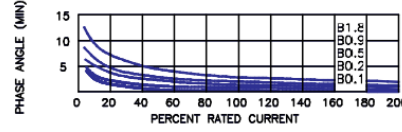
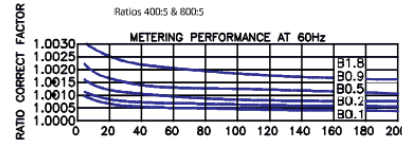
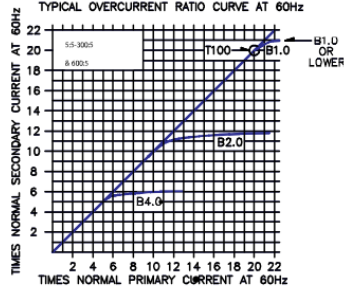
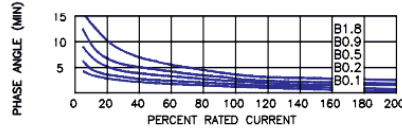
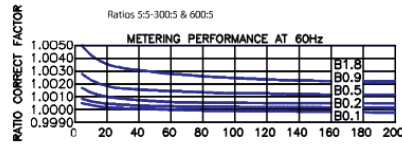
Vacuum cast polyurethane resin. Other ratios, secondary currents and dual ratios are available. Refer to factory.

MODEL CTWH4-75-T100 Approximate weight: 42 lbs.

Catalog Number	Current Ratio	Relay Class	ANSI Metering Class at 60 Hz					**Thermal current Rating 1 Second RMS Amps
			BO.1	BO.2	BO.5	BO.9	B1.8	
CTWH4-75-T100-050	5:5	T100	0.3	0.3	0.3	0.3	0.3	470
CTWH4-75-T100-100	10:5	T100	0.3	0.3	0.3	0.3	0.3	900
CTWH4-75-T100-150	15:5	T100	0.3	0.3	0.3	0.3	0.3	1,600
CTWH4-75-T100-200	20:5	T100	0.3	0.3	0.3	0.3	0.3	1,900
CTWH4-75-T100-250	25:5	T100	0.3	0.3	0.3	0.3	0.3	2,600
CTWH4-75-T100-300	30:5	T100	0.3	0.3	0.3	0.3	0.3	2,900
CTWH4-75-T100-400	40:5	T100	0.3	0.3	0.3	0.3	0.3	3,800
CTWH4-75-T100-500	50:5	T100	0.3	0.3	0.3	0.3	0.3	4,700
CTWH4-75-T100-750	75:5	T100	0.3	0.3	0.3	0.3	0.3	5,900
CTWH4-75-T100-101	100:5	T100	0.3	0.3	0.3	0.3	0.3	8,600
CTWH4-75-T100-151	150:5	T100	0.3	0.3	0.3	0.3	0.3	12,900
CTWH4-75-T100-201	200:5	T100	0.3	0.3	0.3	0.3	0.3	17,200
CTWH4-75-T100-251	250:5	T100	0.3	0.3	0.3	0.3	0.3	17,200
CTWH4-75-T100-301	300:5	T100	0.3	0.3	0.3	0.3	0.3	34,500
CTWH4-75-T100-401	400:5	T100	0.3	0.3	0.3	0.3	0.3	34,500
CTWH4-75-T100-601	600:5	T100	0.3	0.3	0.3	0.3	0.3	66,200
CTWH4-75-T100-801	800:5	T100	0.3	0.3	0.3	0.3	0.3	66,200
CTWH4-75-T100-102	1,000:5	T100	0.3	0.3	0.3	0.3	0.3	66,200
CTWH4-75-T100-122	1,200:5	T100	0.3	0.3	0.3	0.3	0.3	66,200

**With a burden of B0.1 or greater connected to the secondary.

Products are manufactured in a plant whose quality management system is certified / registered as being in conformity with ISO 9001



RECOMMENDED MINIMUM SPACINGS

A = Unit to Unit = 1.00" minimum.
 B = HV to Ground in Air = 4.50" minimum.
 Recommended spacing are for guidance only. User needs to set appropriate values to assure performance for high potential test, impulse test, high humidity, partial discharge, high altitude, and other considerations like configuration.

Bar Sizes

Primary Current	Dimensions	
	A	B
5 to 200 A	0.25	1.50
250 to 1,200 A	0.38	2.00

